

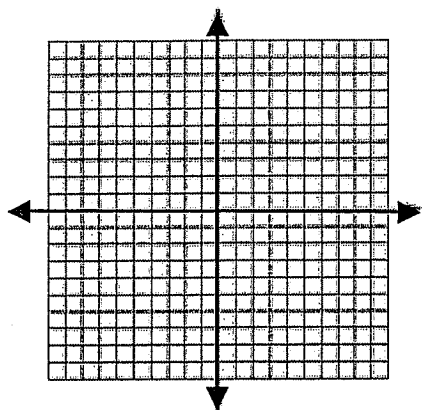
9.3 Graphing Quadratics

Name _____

Sketch the graph of the function. Label the vertex and fill in the function table.

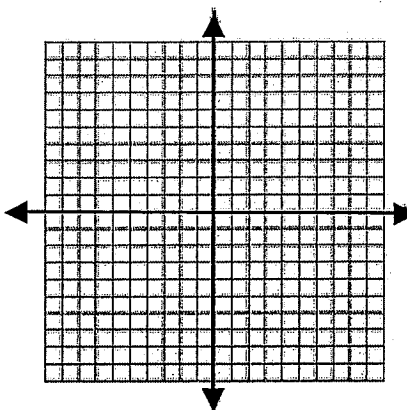
1. $y = 3x^2$

X	Y



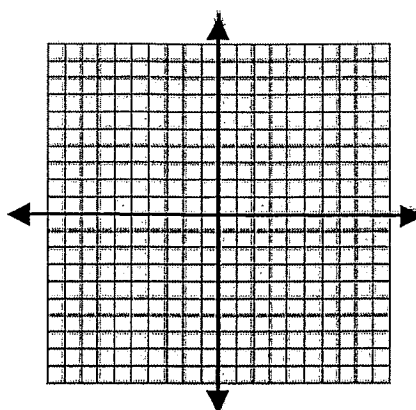
2. $y = -2x^2$

X	Y



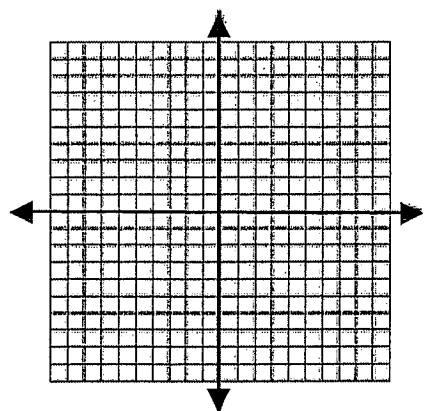
3. $y = 4x^2$

X	Y



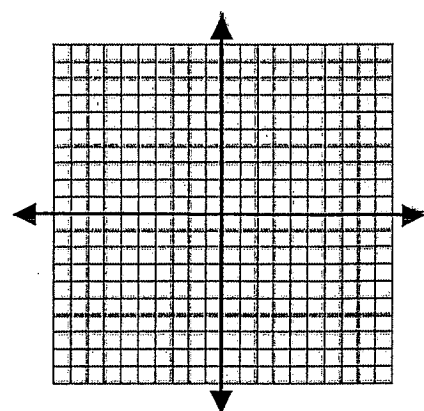
4. $y = x^2 + 4x - 1$

X	Y



5. $y = -3x^2 + 6x - 9$

X	Y



6. $y = 4x^2 + 8x - 3$

X	Y

